

## HIGHLIGHTS

In 2018, the UK 18-year-old entry rate to university was at a record level.



, Q i 14.4% of undergraduate students and 35.8% of postgraduate students were from outside the UK.



In 2018, median graduate salaries were £10,000 higher in England than non-graduate salaries.

, Q i 30.8% of academic VWD KDG D QRR 8. QDWLRQDOLW LQFOXGLQJ RI DFDGHPLF VWD in engineering and technology.



, Q i overseas sources provided 17.7% (£1.5 billion) of research income.



, Q i more than half of total expenditure was spent directly on teaching and research activities.

# CONTENTS

## STUDENTS

Students by mode of study and country 4XDOL¿FDWLRQV DZDUGHG E\ PRGH  
RI LQVWLWXWLRQ í WR 6 í DQG OHYHO RI VWXG\ í 14

6WXGHQWV E\ OHYHO DQG PRGH RUHUVLQVWLRQV  
\$SSOLFDEQWV DFFHSWDQFHV DQG 8. \HDU ROG (QJODQG 15  
HQW\WHV WR 8

## STAFF

Entry rates from the most disadvantaged  
\HDU ROGV E\ GRPLFLOH 9 WR 6WD E\ QDWLRQDOLW\ DQG  
HPSOR\PHQW IXQFWLRQ í 17

6WXGHQWV E\ DJH DQG HWKQD\FLW\ \$FDGHPLF VWD E\ QDWLRQDOLW\  
DQG FRVW FHQWUH í 18

Students by sex, subject area and level  
RI VWXG\ í 11 \$FDGHPLF VWD E\ VH[ PRGH  
RI HPSOR\PHQW DQG DJH 19

Students by domicile and level  
RI VWXG\ í 12 \$FDGHPLF SURIHVVVRULDO VWDII E\ VH[

1RQ FRQWLQXDWLRQ UDWHV RI 8. GRPLFLOH \HDU ROG í WR 20  
IXOO WLPH ¿UVW GHJUHH HQWUDQWV DIWHU WKHLU  
¿UVW \HDU í WR í 13

## FINANCE

Income and size of higher education

LQVWLWXWLRQV ± WR 22 ±

,QFRPH E\ VRXUFH ± 23

7HDFKLQJ DQG UHVHDFK LQFRPH ±

,QFRPH IURP NQRZOHGJH H[FKDQJH

DFWLYLWLHV E\ SDUWQHUV 25 ±

Operating expenditure of UK higher

HGXFDWLRQ LQVWLWXWLRQV 26 ±

## ANNEXE

Glossary 27

About the data 29

# STUDENTS

,Q í WKUH ZHUH VWXGHQWV  
at UK higher education institutions; an  
LQFUHDVH RI FRPSDUHG WR í  
Of these students:

- ZHUH HQWUDQWV
- VWXGLHG IXOO WLPH
- ZHUH XQGHUJUDGXDWHV
- ZHUH IURP RWKHU (8 FRXQWULHV
- ZHUH IURP ~~FRXQW~~ULHV
- ZHUH IHPDOHV
- ZHUH PDWXUH VWXGHQWV  
(aged 21 and over)



# STUDENTS BY LEVEL AND MODE OF STUDY, 2017/18

students accounted for 69.6% of 'other' undergraduates

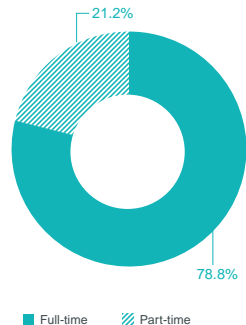
First degree  
1,621,535

Other undergraduate  
153,340

Postgraduate (taught)  
454,985

Postgraduate (research)  
111,565

Total  
2,341,425



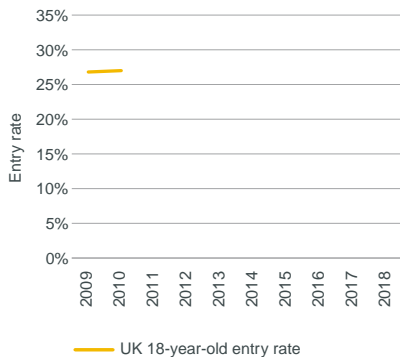
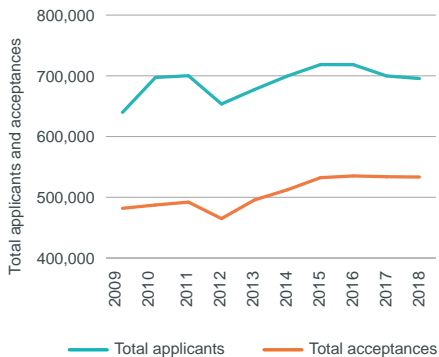
■ Full-time    ▨ Part-time

■ Full-time    ▨ Part-time

6RXUFH +(6\$ 6WXGHQW UHFRUG i

# APPLICANTS, ACCEPTANCES AND UK 18-YEAR-OLD ENTRY RATES, 2009 TO 2018

RU WKH F\FOH WRWDO DSSOLFDFQW QXPEHUV GHFUHDVHG F  
 DFFHSWDQFHV GHFUHDVHG E\ 7KH 8. \HDU ROG SRSXODWLRQ  
 WKH SDVW WZR \HDUV DQG LQ WKH HQWU\ UDWL RI WKLV JURX




6RXUFH 8&\$6 (QG RI &\FOH 5HSRUW



# ENTRY RATES FROM THE MOST DISADVANTAGED 18-YEAR-OLDS BY DOMICILE, 2009 TO 2018

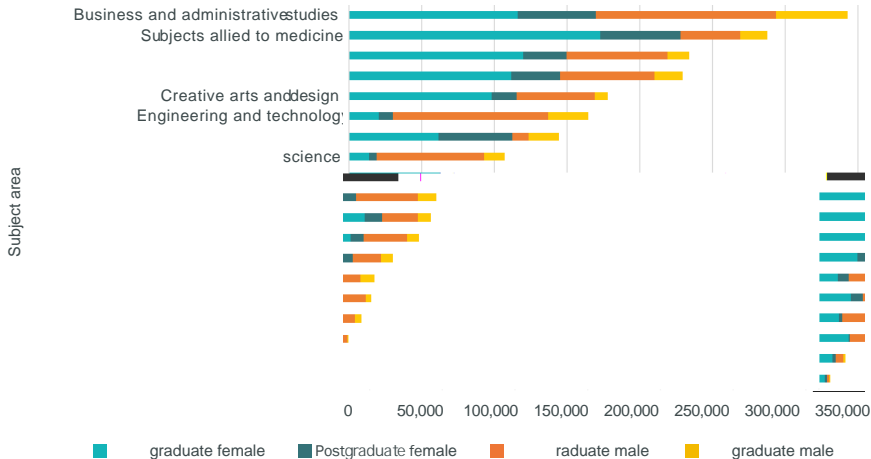
Students from the most disadvantaged backgrounds\* have never been more likely to go to university.





# STUDENTS BY SEX, SUBJECT AREA AND LEVEL OF STUDY, 2017 18

,Q i XQGHUJUDGXDWH VWXGHQW QXPEHUV ZHUH KLJKHVW LQ V  
 WR PHGLFEDRHOHQGFDO VFLHQFHV 3RVWJUDGXDWH QXPEHUV ZHUH K  
 VXEMHFWV DOOLHG WR PHGLFLQH 2YHUDORNWV LQ MWZFWUHDIDID  
 FRPSDUHG WR RQJLQHHULQJ DQG WHFKQRORJ\ VWXGHQWV



6RXUFH +(6\$ 6WXGHQW UHFRUG i

## STUDENTS BY DOMICILE AND LEVEL OF STUDY, 2017/18

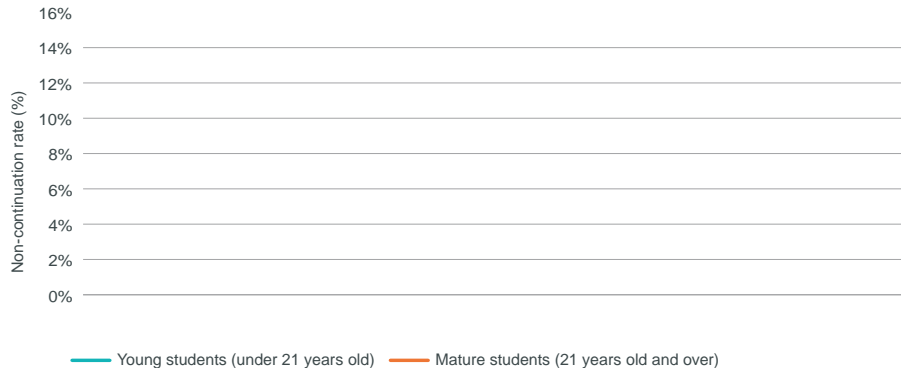
,Q í RI XQGHUJUDGXDWHV ZHUH IURP RWKHU (8 FRXQWULH  
 ZHUH IURP RXWVLGH WKH (8 3HUFHQWDJHV IRU SRVWJUDGXDWHV Z  
 UHVSHFWLWZOHQ ± DQ ( VWXGHQW QXPEHUV LQFUHDVHG  
 ZKLOH QRQ (8 VWXGHQW QXPEHUV LQFUHDVHG

Other EU

# NON-CONTINUATION RATES OF UK-DOMICILED, FIRST DEGREE ENTRANTS THEIR FIRST YEAR, 2007 08 TO 2017 18

1 RQ FRQWLQXDWLRQ UDWHV IRU ERWK \RXQJ DJHG XQGHU  
and mature (aged 21 and over) students have improved since

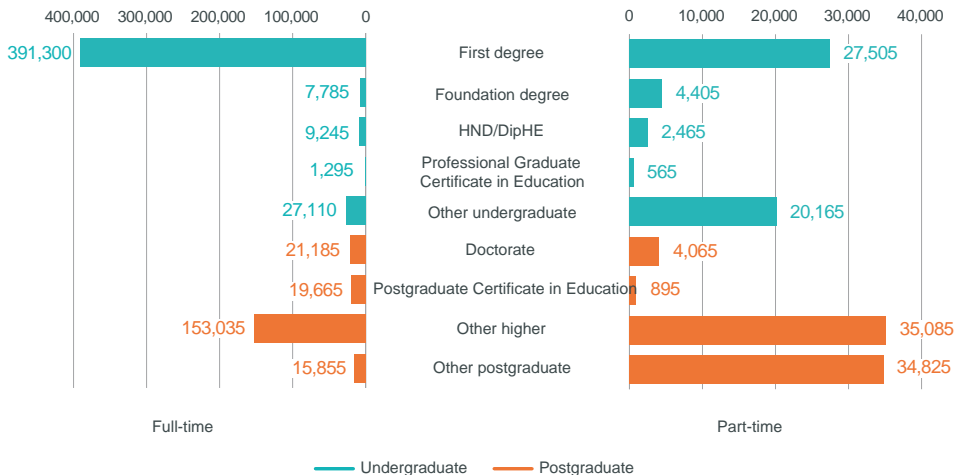
í EXW KDYH EHHQ UHODWLYHO\ VWDEOH VLQFH í



# QUALIFICATIONS AWARDED BY MODE AND LEVEL OF STUDY, 2017/18

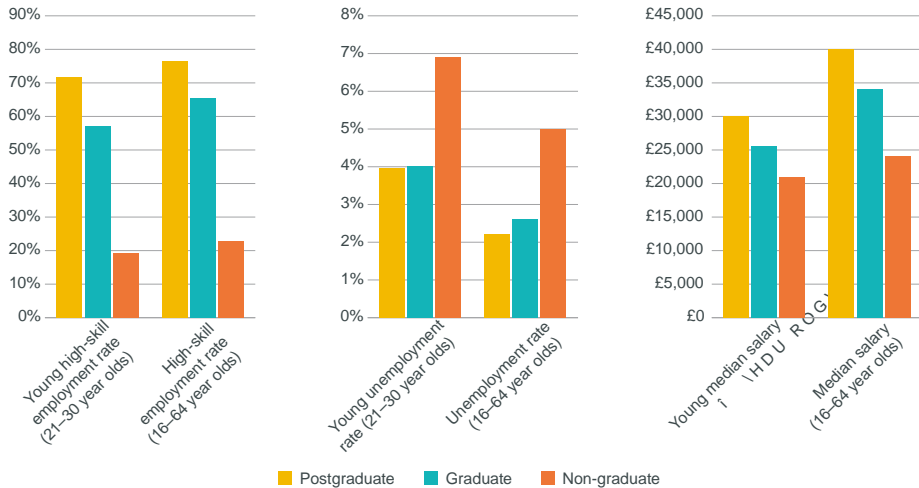
, Q í PRUH WKDQ KDOI RI TXDOL¿FDWLRQV DZDUGHG  
 E\ 8. KLJKHU HGXFDWLRQ LQVWLWXWLRQV ZHUH ¿UVW GHJUHHV  
 RI TXDOL¿FDWLRQV DZDUGHG ZHUH IRU IXOO WLPH VWXG\

Students



6RXUFH +(6\$ 6WXGHQW UHFRUG í

# UNEMPLOYMENT RATES AND MEDIAN SALARIES IN ENGLAND, 2018



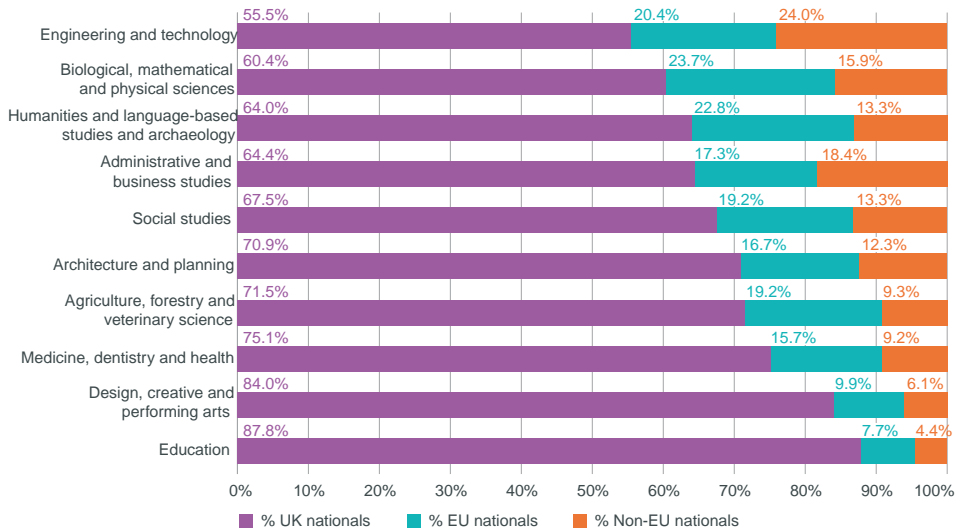






## ACADEMIC STAFF BY NATIONALITY AND COST CENTRE, 2017 18

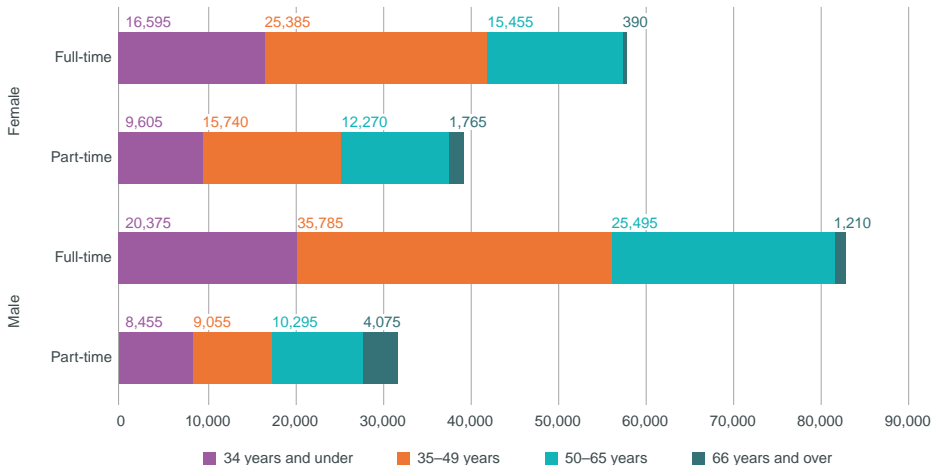
,Q í QRQ (8 VWD DFFRXQWHG IRU QHDUO\ D TXDUWHU RI D  
 WHFKQRORJ\ 2WKHU (8 VWD DFFRXQWHG IRU RI DFDGHPLF VWD  
 VFLHQFHV 6LQFH í WKH QXPEHU RI QRQ 8. DFDGHPLF VWD KDV



6RXUFH +(6\$ 6WD UHFRUG í

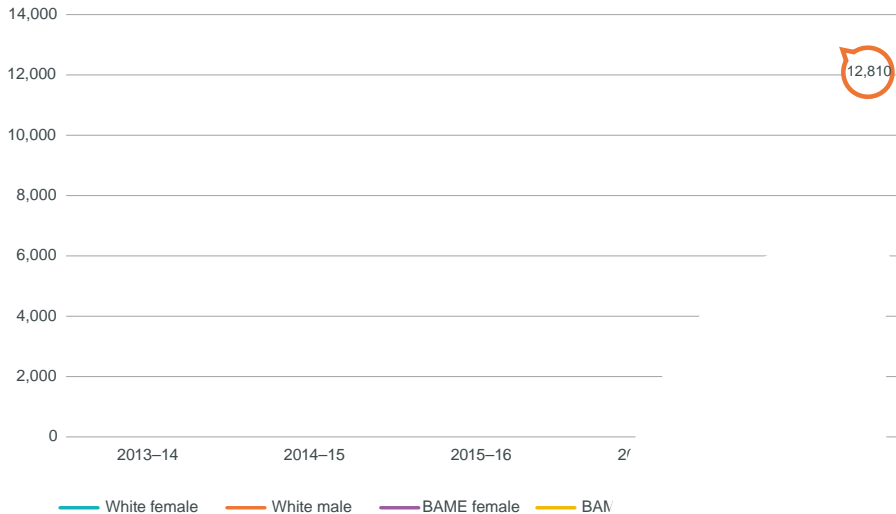
# ACADEMIC STAFF BY SEX, MODE OF EMPLOYMENT AND AGE, 2017/18

, Q í RI DFDGHPLF VWD ZHUH IHPDOH ZKLOH DURXQG D W  
 ZHUH ZRUNLQJ SDUW WLPH \$ERXW D TXDUWHU ZHUH DJHG



# ACADEMIC PROFESSORIAL STAFF BY SEX AND ETHNICITY, 2011 TO 2017

\$OWKRXJK WKH QXPEHU RI %\$( DFDGHPLF SURIHVVRULDO VWD  
í WKH\ RQO\ DFFRXQW IRU RI SURIHVVRULDO VWDII LO  
RI DFDGHPLF SURIHVVRULDO VWDII ZHUH ZKLWH PDOHV



## FINANCE

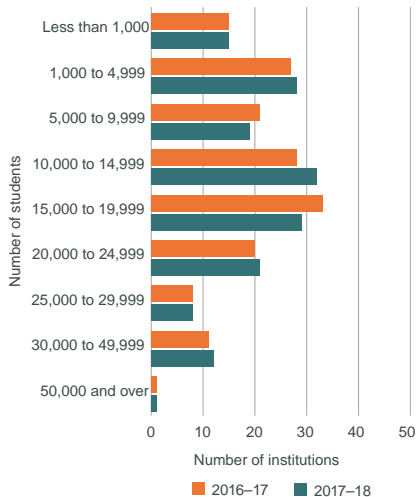
,Q í WKH WRWDO UHSRUWHG LQFRPH  
RI 8. KLJKHU HGXFDWLRQ LQVWLWXWLRQV ZDV  
... ELOOLRQ ... ELOOLRQ RI WKLV ZDV

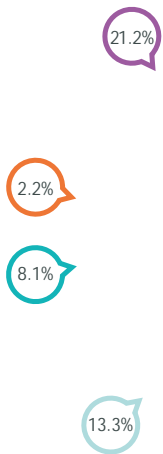
related to teaching activities (fees and grants

IURP JRYHUQPHQW ZKLOH ... ELOOLRQ FDPH  
IURP NQRZOHGJH DQG H[FKDQJH DFWLYLWLHV



## INCOME AND SIZE OF HIGHER EDUCATION INSTITUTIONS, 2016–17 TO 2017–18



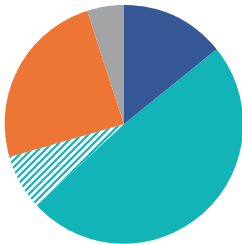




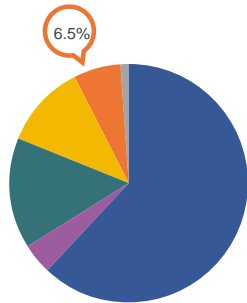
# TEACHING AND RESEARCH INCOME, 2017-18

,Q í DERXW D ¿IWK RI WHDFKLQJ LQFRPH ZDV VRXUFHG V  
 8. JRYHUQPHQW DQG JUDQWV 2YHUVHVDV VRXUFHV SURYLGHG P  
 IURP (8 VRXUFHV

Teaching income by source



Research income by source



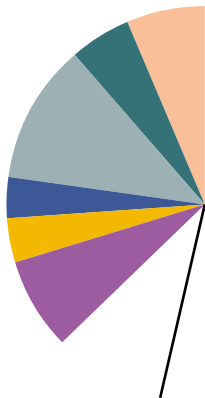


- Individuals
- Large businesses
- Public and third-sector organisations
- Small and medium-sized businesses



# OPERATING EXPENDITURE OF UK HIGHER EDUCATION INSTITUTIONS, 2017

,Q i WKH WRWDO UHSRUWHG RSHUDWLQJ H[SHQGLWXUH RI 8. KLJKHU HGXFDWLRQ LQVWLWXWLRQV ZDV ... ELOOLRQ 0RUH WKD RI WKLV ZDV VSHQW GLUHFWO\ RQ WHDFKLQJ DQG UHVHDFK DFWL



# GLOSSARY

Academic employment function

\$ +(6\$ ĩ HOG WKDW UHODWHV WR VWD ZLWK DFDGHPLF  
contracts. Categories are divided according to

, QIRUPDWLRQ RQ NQRZOHGJH H[FROLAR  
collected by HESA through their Higher Education  
Business and Community Interaction (HEBCI)  
VXUYH\ )RU PRUH LQIRUPDWLRQ VHH μZDUGV¶ LQWR ¿YH JURXSV EDVHG  
ZZZ KHVD DF XN GDWD DQG DQDO\VLV EMDUHQGV ZKR HQWHU KLJKHU H  
FRPPXQLW\

### Level of study

Whether a student studies at undergraduate or  
postgraduate level. With these groupings, there DUH  
RWKHU OHYHOV VXFK DV μILUVW GSHURJHHV¶ RRU μRWKHU D  
undergraduate', 'postgraduate (research)' and  
'postgraduate (taught)'. For more information see  
ZZZ KHVD DF XN VXSSRUW GHILQLWLRQV DW FROUW WKH WLWOH RI SURIF

### Mode of study

Whether a student studies full or part time.

### Nationality

\$ +(6\$ ILHOG WKDW UHFRUGV WKH OHIDO QDWLRQDOLW\ RI  
VWDII )RU PRUH LQIRUPDWLRQ VHH ZZZ KHVD DF XN  
FROOHFWLRQ F D QDWLRQ

### Non-continuation rate

)RU WKLW SXEOLFDWLRQ WKH QRQ FRQWLQXDWLRQ UDWL LV  
WKH SHUFHQWDJH RI IXOO WLPH ILUVW GHJUHH HQWUDQWV  
QRW FRQWLQXLQJ LQ KLJKHU HGXFDWLRQ DIWHU WKHLU ILUVW  
\HDU

COLAR DFWLYLWLHV LV

3DUWLFLSDWLRQ RI /RFDO \$UHDV 32/3  
SDUWLFLSDWLRQ PHDVXUH ZKLFK FOD  
LQWR μZDUGV¶ LQWR ¿YH JURXSV EDVHG  
E MDUHQGV ZKR HQWHU KLJKHU H  
RU \HUV ROG 7KXV JURXSV UDQJ  
DUHDV ZLWK WKH ORZHVW \RXQJ SD  
GLVDGYDQWDJHG XS WR TXLQWLOH  
rates (most advantaged).

GSHURJHHV¶ RRU μRWKHU D

+(6\$ FRGHV HDFK VWD FRQWUDFW 1R  
OHYHO LV GH¿QH DV μVHQLRU DFDGH  
WKH WLWOH RI SURIF  
do not have departmental line management  
responsibilities'. Other senior contracts include  
leadership and management responsibilities. These  
FRQWUDFWV PD\ DOVR EH KHOG E\ SHF  
title of professor. It is likely that the methodology  
undercounts the number of professors because  
FDQ ZLOO DOO LQWR PRUH VHQLRU C  
of department.

## ABOUT THE DATA

### HESA Standard Rounding Methodology

We have applied HESA's Standard Rounding  
0HWKRGRORJ\ WR DOO DQDO\VLV

- Counts of people are rounded to the nearest  
PXOWLSOH RI ¿YH
- Percentages are not published if they  
are fractions of a small group of people  
IHZHU WKDQ

We have applied the methodology after making  
FDOFXODWLRQV ZKLFK VRPHWLPHV BHDQV QXPEHUV  
in tables may not sum up to indicated totals.

)RU PRUH LQIRUPDWLRQ VHH ZZ  
DERXW UHJXODWLRQ GDWD SUR  
DQG VXSSUHVVLRQ DQRQ\PLVH V

### UK higher education institutions

HESA data in this report includes data from  
Publicly Funded Higher Education Institutions  
plus the University of Buckingham. HESA  
also publishes data on higher education level  
students at further education colleges in  
Wales, and students at alternative providers,  
but this is not included in the report. For  
PRUH LQIRUPDWLRQ VHH ZZZ KHV  
VXSSRUW SURYLGHUV

Copyright

HESA and data in this report are copyright  
Higher Education Statistics Agency Limited.  
Neither the Higher Education Statistics Agency  
Limited nor HESA Services Limited can accept  
responsibility for any inferences or conclusions  
derived by third parties from data or other  
information obtained from Heidi Plus.

# UNIVERSITIES UK

Universities UK is the collective voice

RI XQLYHUVLWLHV LQ (QJODQG 6FRWODQG  
Wales and Northern Ireland.

Our mission is to create the conditions for

8. XQLYHUVLWLHV WR EH WKH EHVW LQ WKH ZRUOG  
maximising their positive impact locally,  
nationally and globally.

Universities UK acts on behalf of universities,  
represented by their heads of institution.

:REXUQ +RXVH 7DYLVWRFN 6TXDUH  
London, WC1H 9HQ

7HO

Email: [info@universitiesuk.ac.uk](mailto:info@universitiesuk.ac.uk)